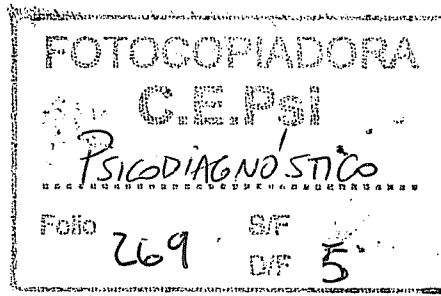


BENDER GESTALT II



BENDER-GESTALT II
OBSERVATION FORM
9-20643

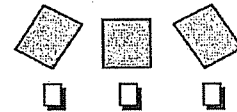
Nombre _____

Sexo: M F

Mano. izq. Derecha

Examinador _____

Orientación del papel:



I. OBSERVACIONES FISICAS

Si No

- Necesita usar anteojos?
- Usa los anteojos durante la prueba?
- Evidencia dificultades visuales?
- Evidencia dificultades auditivas?
- Toma el lápiz de manera inusual mientras dibuja?

Si No

- Evidencia algún impedimento físico (yeso, etc.) restricciones, discapacidad física que pueda influir en la realización de la prueba?
- Evidencia algún trastorno motor (movimiento, temblor, etc.?)

Otros _____

II. OBSERVACIONES DURANTE LA ADMINISTRACION DEL TEST Complementario

- Establece buen rapport con el examinador
- Presenta fatiga
- Se distrae fácilmente
- Se frustra
- Dificultades para entender la consigna
- Dibuja en forma descuidada (rápido, impulsivo)
- Dibuja muy descuidadamente todo el tiempo
- Está disconforme con lo que realiza
- Borra con frecuencia
- Se concentra excesivamente en los detalles
- Corrige los errores sin éxito

- Necesita que se lo estimule con frecuencia
- Se ayuda señalando con el dedo lo que tiene que copiar
- Dibuja con líneas suaves
- Mira las láminas y las dibuja de memoria
- Realiza trazos con el dedo

Otros _____

III. OBSERVACIONES DE LA COPIA

De 4 a 7 años, comienza aquí
Hora de comienzo _____

De 8 años o más, comienza aquí
Hora de comienzo _____

1.



Observaciones _____

5.



Observaciones _____

2.



Observaciones _____

6.



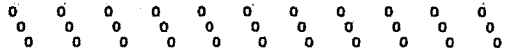
Observaciones _____

3.



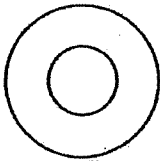
Observaciones _____

7.



Observaciones _____

4.



Observaciones _____

8.



















Observaciones _____

9.



Observaciones _____

V. RESUMEN

Item	Lámina	Copia	Recuerdo
4-7 → 1			
2			
3			
4			
8+ → 5			
6			
7			
8			
9			
10			
11			
12			
4-7 13			
14			
15			
8+ 16			

Puntaje total directo		
Puntaje estandarizado (Apéndice A)		
Percentil (Apéndice B)		
Puntaje T (Apéndice B)		

EDAD

	Años	Mes	Día
Fecha de administración			
Fecha de nacimiento			
Edad			

TIEMPO

	Minutos	Tiempo	Segundos
Copia		:	
Recuerdo		:	

Vea el apéndice D para la comparación con los datos estandarizados.

TEST COMPLEMENTARIOS



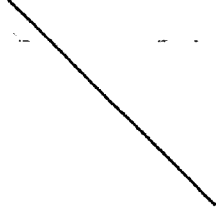
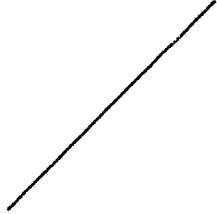



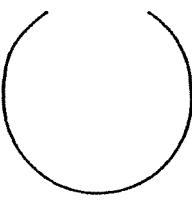






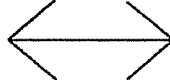
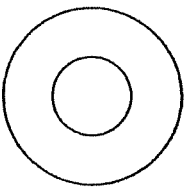
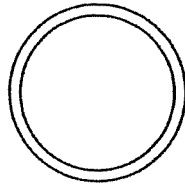
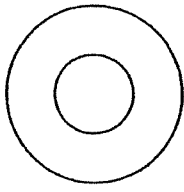
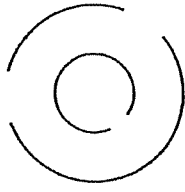
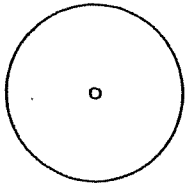
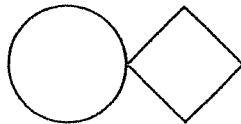
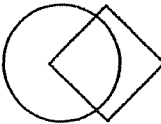
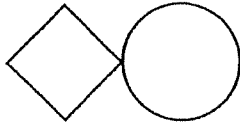
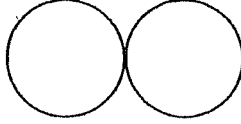

	Puntaje bruto	Rango Percentilar (Apéndice C)			
		0 - 25	26 - 50	51 - 75	76 - 100
Motor		<input type="checkbox"/>	<input type="checkbox"/>	<input type="checkbox"/>	<input type="checkbox"/>
De percepción		<input type="checkbox"/>	<input type="checkbox"/>	<input type="checkbox"/>	<input type="checkbox"/>

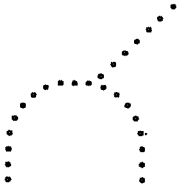
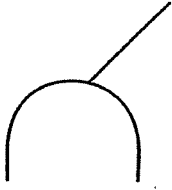
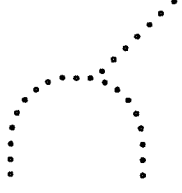

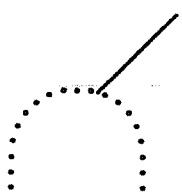






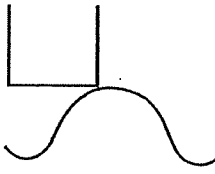
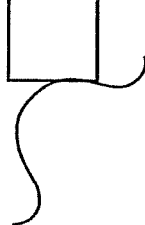
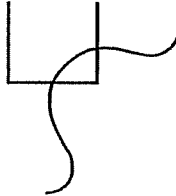
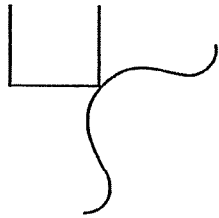
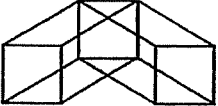
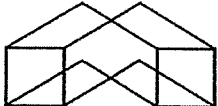
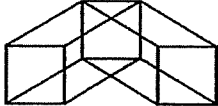
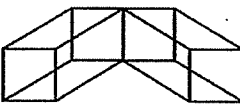
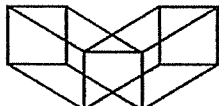
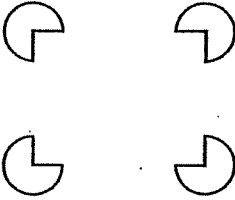
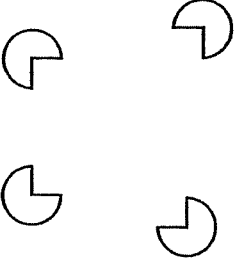
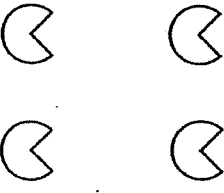
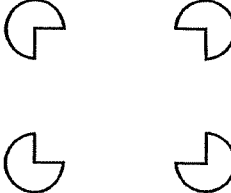
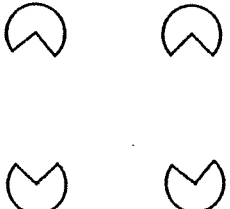
OTROS

BENDER GESTALT II

Bender-Gestalt II
Perception Test
9-20645

Circle or point to the design that best matches the design in the left box.
(Examiner may help mark response if necessary.)

1					
2					
3					
4					
5					

<p>6</p> 				
<p>7</p> 				
<p>8</p> 				
<p>9</p> 				
<p>10</p> 				

BENDER GESTALT II

For each item, start with the largest figure.

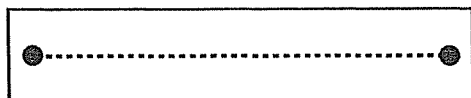
For each figure, draw a line connecting the dots without touching the borders.

Do not lift the pencil, erase, or tilt the paper while drawing.

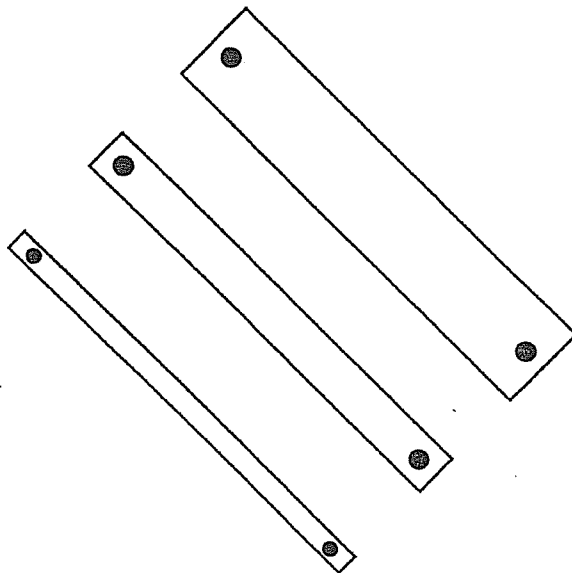
Bender-Gestalt II
Motor Test
9-20644

Sample:


A



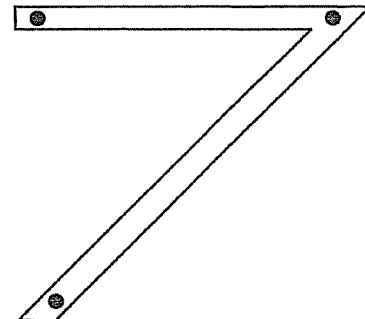
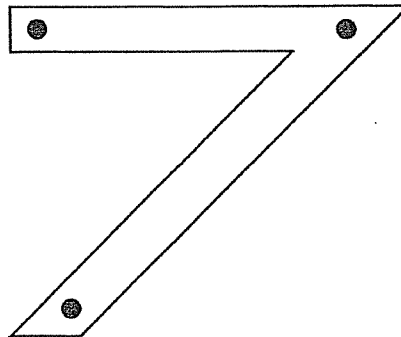
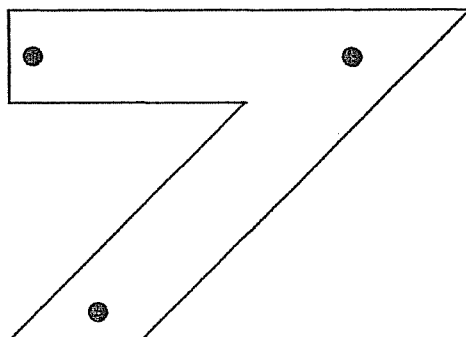
2



B



C



D

